

# Opportunities and recommendations report 2017

**Annual Plan Initiative 1.13 Complete a desktop assessment of how City of Melbourne’s strategies and plans deliver against the UN’s Sustainable Development Goals (SDGs).**

## Contents

Background .....	2
United Nations Sustainable Development Goals .....	2
Method .....	3
Findings.....	3
What are we currently doing, gaps and opportunities .....	3
What are others doing?.....	5
Appendix 1: City of Melbourne Scorecard.....	7

## Background

### United Nations Sustainable Development Goals

The United Nations Sustainable Development Goals (SDGs) are a set of global principles to guide action. Seventeen goals sit atop 169 detailed global targets and an emerging set of indicators. Adopted in 2015 by nations including Australia, they were designed with national governments in mind and are a voluntary agreement among the United Nations' 193 member states. All member states agree on the intent behind the goals to address common global issues.

## SUSTAINABLE DEVELOPMENT GOALS



The SDGs can also be used by local governments and non-government organisations. While there are global targets sitting underneath each goal – the SDGs can be localised to address specific issues that are relevant in a local context that work to contribute to the global effort.

There are no mandatory requirements for publicly stating a level of commitment, minimum agreed targets, ongoing compliance or performance reporting imposed by the United Nations. This means the City of Melbourne does not need to commit to all of the goals or any of the global targets, they are a guide - an organisation can align one or more SDGs to local issues and choose relevant targets and indicators (a process called localisation) to help progress the global effort articulated in the goals.

**Localisation example 1:** SDG 2 Zero Hunger - Obesity is the flipside of hunger. Addressing obesity is just as relevant as addressing hunger in the Melbourne context. Localisation may include targets addressing obesity.

**Localisation example 2:** The City of Melbourne signed up to the International Water Association Water Principles which localised SDG 6 Clean Water and Sanitation and SDG 11 Sustainable Cities and Communities, for the water sector.

As a result, SDGs can be utilised by organisations, including local governments, as a practical global reference point to think holistically about sustainable development, while providing a common language to engage and communicate with people to enact positive change. However, developing SDG-based city-level strategies means there is not going to be one size fits all approach and potentially no direct comparison with other cities globally (depending on target and indicator selection). However, there are a number of common indicators across cities for targets relating to SDG 11 Sustainable Cities and Communities.

## Method

City of Melbourne addressed three main questions;

1. Do City of Melbourne's strategies and plans align with the SDGs?

The SDGs were mapped against each of the City of Melbourne's strategies and plans to assess current delivery and interconnectedness. The City of Melbourne's strategies and plans were also then mapped against the SDGs to identify gaps and opportunities. This process included an assessment to determine which goals and global targets were relevant to the City of Melbourne.

2. Do City of Melbourne's goals align with the SDGs?

The strategies and plans were grouped under each Council goal they primarily relate to, as a way to order the assessment of strategies and plans. An internal peer-review group considered the assessments and the relevance of global targets.

3. Would the SDGs add value to the City of Melbourne's approach to work and the outcomes we seek?

The City of Melbourne considered how the SDGs might be used, e.g. as a checklist; to enable stretch thinking; to improve integration; to provide a common language with our stakeholders and community; and as a future benchmarking opportunity.

There were limitations to the desktop assessment. The materiality was determined using the global targets. Further work would be required to localise the SDGs for the City of Melbourne, to enable a robust scorecard approach (only a very high level scorecard approach is possible at this stage). Also, localisation means there is no standard approach to SDG utilisation by cities and organisations around the world.

## Findings

### What are we currently doing, gaps and opportunities

The desktop assessment determined all 17 SDGs can be aligned with City of Melbourne's strategies and plans.

However, the review identified an opportunity to strengthen delivery against key SDGs identified through the gap analysis to promote integrated thinking across the City of Melbourne:

- **SDG 1 No poverty:** End poverty in all its forms everywhere
- **SDG 2 Zero hunger:** End hunger, achieve food security and improved nutrition and promote sustainable agriculture

- **SDG 4 Quality education:** Ensure inclusive and equitable quality education and promote lifelong learning opportunities for all
- **SDG 5 Gender equality:** Achieve gender equality and empower all women and girls
- **SDG 10 Reduced inequalities:** Reduce inequalities within and among countries
- **SDG 12 Responsible consumption and production:** Ensure sustainable consumption and production patterns
- **SDG 13 Climate Action:** Take urgent action to combat climate change and its impacts
- **SDG 14 Life below water:** Conserve and sustainably use the oceans, seas and marine resources for sustainable development
- **SDG 15 Life on land:** Protect, restore and promote sustainable use of terrestrial ecosystems, sustainably manage forests, combat desertification, and halt and reverse land degradation and halt biodiversity loss

The desktop assessment also revealed there is opportunity for the City of Melbourne to integrate multiple SDG goals and improve sustainable development outcomes through key strategy renewals and Council practices currently underway or about to commence:

- Municipal Strategic Statement
- Waste Strategy refresh and Implementation Plan
- Zero Net Emission by 2020 update
- Transport Strategy
- Food City 2012
- Reconciliation Action Plan 2018-2021
- CoM Procurement practices (identified opportunity out of scope)
- Elizabeth Street Water Catchment
- Innovation District.

The City of Melbourne's current consumption and waste has significant impacts on global resources, ecosystems (including land and water) and peoples quality of life (in particular Indigenous peoples). The City of Melbourne has a key role to play managing waste and resource recovery across the municipality, including influencing consumption (*Lifecycle Assessment, City of Melbourne/Core Sustainability, 2014*).

The City of Melbourne is exposed to climate change impacts and risks including heat, extreme weather events and flooding. If these issues are not addressed they will undermine progress against the other goals, in particular affecting those people who are the most vulnerable in our community. This is an opportunity to strengthen the City of Melbourne's approach to social resilience.

The language used to communicate sustainable development is often unclear and inconsistent within and across cities and organisations. The SDGs provide a global language for sustainable development to enable greater awareness of what sustainable development is and what people can do.

Consideration was given as to how we may or may not use the SDGs, to determine their value for the City of Melbourne:

1. Do nothing
2. Informally use as a sustainable development reference for our day-to-day work

3. Proactively consider opportunities to align SDGs when developing new organisation-wide approaches, or
4. Gain formal Council endorsement of an SDG localisation process to determine targets and indicators relevant for the City of Melbourne.

We recommend 3. To align with the SDGs to guide a more integrated approach to our work, with a particular focus on identified opportunity areas, and to pursue the following actions:

A high level scorecard of City of Melbourne's current delivery against the SDGs, using global targets as a reference point, can be found in Appendix 1.

## What are others doing?

### Cities

A number of cities around the world have started mapping the SDGs against local initiatives and indicators, ahead of efforts to decide specific 'indicators' on which their national government will report their implementation progress.

The U.S. has made the most progress overtly through the development of the U.S. Cities SDG Index. There has been no work undertaken in the Australian city context to take a similar approach.

#### **Case Study: U.S. Cities SDG Index**

The UN Sustainable Development Solutions Network (SDSN) partnered with SDG USA, a non-governmental organisation that aims to spur interest and focus on the SDGs in the United States, to create the U.S. Cities SDG Index. The SDSN promotes the achievement of the SDGs worldwide by partnering with universities, governments, think tanks, and community leaders to accelerate SDG progress. The U.S. Cities SDG Index uses the 17 SDGs as a lens to examine progress towards sustainable development in the 100 most populous U.S. cities.

The U.S. Cities SDG Index hopes to encourage progress against the SDGs and amplify other good practices across America by providing an American-centric snapshot of sustainable development at the local level. The U.S. Index consists of 49 indicators that capture the most pressing challenges facing American cities, as well as spanning the breadth of the new Sustainable Development Goals.

The U.S. Cities SDG Index includes:

- a consolidated database of indicators to monitor sustainable development in America;
- a snapshot of where U.S. cities stand on SDG implementation to help identify priorities for early action in each city;
- a list of data gaps that are hindering cities' and the federal government's ability to effectively monitor sustainable development at the local level.

The Index and indicators within it can also serve as a tool for benchmarking progress on different aspects of sustainable development and help city administrators prioritise policy and investment areas. San Jose, Baltimore and New York City are taking steps to implement the SDGs within their jurisdictions. They are surveying how their citywide plans and data monitoring systems could be made more holistic and ambitious, consulting local stakeholders to define priorities, and developing strategies to achieve sustainable development through evidence-based policy and investment.

Source: <http://unsdsn.org/resources/publications/us-cities-sdg-index/>

### ***Organisations***




























A number of organisations have mapped their supply chains downstream and upstream, to identify SDGs relevant for progressing sustainable development for their organisation. Some are embedding the SDGs into their strategic planning and others are using the goals as a means to communicate their work to improve sustainability outcomes. For example, Yarra Valley Water, Melbourne Water and the Green Building Council of Australia are using the SDGs.



















Some sectors have developed sector-specific approaches aligned with the SDGs e.g. the International Water Association developed a suite of Water Wise Principles. The City of Melbourne adopted these principles, which reflected the aspiration of SDG 6 clean water and sanitation and SDG 11 sustainable cities and communities, in March 2017.

































## Appendix 1: City of Melbourne Scorecard

The SDGs we are currently delivering on through our strategies and plans

A CITY THAT CARES FOR ITS ENVIRONMENT		
Strategy / Plan	SDGs the Council is delivering on	SDGs that could be used better / drive deeper action
<p><b><u>Zero Net Emissions Strategy by 2020</u></b></p> <p>Supporting strategies and plans:</p> <ul style="list-style-type: none"> <li>• <i>Zero Net Emissions Implementation Plan 2014-2020</i></li> <li>• <a href="#">Council Carbon Neutral Strategy 2012-2020</a></li> <li>• <a href="#">Emissions Reduction Plan 2016 – 2021</a></li> <li>• <a href="#">Public Lighting Strategy 2013</a></li> </ul>	     	   
<p><b><u>Climate Change Adaptation Strategy Primary</u></b></p> <p>Supporting strategies and plans:</p> <ul style="list-style-type: none"> <li>• <a href="#">Urban Forest Strategy 2012 - 2032</a></li> <li>• <a href="#">Nature in the City Strategy</a></li> <li>• <a href="#">Total Watermark: City as a Catchment</a></li> <li>• <a href="#">Open Space Strategy</a></li> </ul>	      	 
<p><b><u>Urban Forest Strategy 2012-2032</u></b></p> <p>Supporting strategies and plans:</p> <ul style="list-style-type: none"> <li>• <i>Urban Forest Precinct Plans</i></li> <li>• <i>Green Roofs, Walls, Facades 2017</i></li> <li>• <i>Urban Forest Fund</i></li> </ul>	   	   

<a href="#"><u>Nature in the City Strategy 2017</u></a>	<i>As per above</i>	<i>As per above.</i>
<b><a href="#"><u>Total Watermark – City as a Catchment Strategy</u></a></b>  Supporting strategies and plans: <ul style="list-style-type: none"> <li>• <a href="#"><u>Municipal Integrated Water Cycle Management Plan 2017</u></a></li> <li>• <a href="#"><u>Elizabeth Street Catchment Integrated Water Cycle Management Plan</u></a></li> </ul>	    	  
<a href="#"><u>Municipal Integrated Water Cycle Management Plan 2017</u></a>	<i>As per above</i>	<i>As per above</i>
<a href="#"><u>Elizabeth Street Catchment Integrated Water Cycle Management Plan</u></a>	<i>As per above</i>	<i>As per above</i>
<b>Waste and Resource Recovery Plan 2015-2018</b>	     	   













A CITY FOR PEOPLE								
Strategy / Plan	SDGs the Council is delivering on					SDGs that could be used better / drive deeper action		
<a href="#">Municipal Health and Wellbeing Plan 2017 - 2021</a>	 	 	 					
<b>Food City 2012</b>	 					 	 	 
<a href="#">Housing Strategy 2014-2018</a>	 					 	 	


A CREATIVE CITY		
Strategy / Plan	SDGs the Council is delivering on	SDGs that could be used better / drive deeper action
<a href="#">Arts Infrastructure Framework</a>	    	   
<a href="#">Music Strategy</a>	   	 

























A PROSPEROUS CITY		
Strategy / Plan	SDGs the Council is delivering on	SDGs that could be used better / drive deeper action
<a href="#">Start Up Action Plan 2017</a>	     	 





A KNOWLEDGE CITY		
Strategy / Plan	SDGs the Council is delivering on	SDGs that could be used better / drive deeper action
<a href="#">Knowledge City Strategy 2014-2018</a>	    	
Smart City Strategy (approach in development)		

A CONNECTED CITY		
Strategy / Plan	SDGs the Council is delivering on	SDGs that could be used better / drive deeper action
<a href="#">Transport Strategy 2012- 2030</a>	     	
<a href="#">Bicycle Plan</a>	As per above	As per above

<a href="#">Motorcycle Plan</a>	As per above	As per above
<a href="#">Last Kilometre Freight Plan 2016</a>	As per above	As per above
<a href="#">Access Docklands</a>	     	   
<a href="#">Docklands Waterways Strategic Plan 2009-2018</a>	As per above	As per above

A DELIBERATIVE CITY		
Strategy / Plan	SDGs the Council is delivering on	SDGs that could be used better / drive deeper action
<a href="#">City of Melbourne's (CoM) open data platform</a>		<p>The Council Plan is underpinned by the Future Melbourne process. There is opportunity to strengthen Aboriginal and Torres Strait Islander interests and governance.</p>

A CITY PLANNING FOR GROWTH		
Strategy / Plan	SDGs the Council is delivering on	SDGs that could be used better / drive deeper action
<a href="#">Community Infrastructure Development Framework</a>	        	    
<a href="#">Docklands Community and Place Plan 2012</a>	As per above	As per above
<a href="#">Docklands Public Realm Plan 2012-2022</a>	As per above	As per above
<a href="#">Open Space Strategy</a>	    	  
<b>Parks Masterplans:</b>  <i>Royal Parl (1998), Flagstaff (2000), Carlton Garden (2005), Fawkner (2006), JJ Holland (2010), Newmarket Reserve (2011), Princes (2013), Domain Parklands (2017)</i>	As per above	As per above
<b>Skate Framework 2012-2030</b>	 	

<p><b>Structure Plans</b></p> <p>Arden-Macaulay, City North (2012-2040); Southbank (2010-2040) including City Road Master Plan (2016)</p>	 	<p><i>Structure Plans present an opportunity to bring together all SDGs</i></p>
<p><b>Fishermans Bend and Lorimer Precinct Plan</b></p>	<p><i>As per above</i></p>	<p><i>As per above</i></p>
<p><b>West Melbourne Structure Plan</b></p>	<p><i>As per above</i></p>	<p><i>As per above</i></p>
<p><a href="#">Heritage Strategy</a></p>		

A CITY WITH AN ABORIGINAL FOCUS		
Strategy / Plan	SDGs the Council is delivering on	SDGs that could be used better / drive deeper action
<p><a href="#">Aboriginal Heritage Action Plan 2015-2018</a></p>		
<p><a href="#">Reconciliation Action Plan 2015-2018</a></p>	     	 